



# masterplan



# A vision that celebrates you and the way you want to live.

At Jubilee, we have thought of everything to create the ideal neighbourhood. A well-connected, beautiful community, with a real sense of belonging, a place to feel at home. You'll find a wealth of amenities at your doorstep, with everything you need and more.

1

**Club Jubilee One: Jubilee Aquatic Centre**  
Opening in the summer of 2019/2020, Australia's first private indoor water park is exclusive to you and your guests, featuring indoor water slides, a large leisure pool, 25-metre lap pool, Junior Fun Zone and gym.

2

**Club Jubilee Two: Jubilee Wellness Centre**  
The second of Jubilee's recreation clubs, the Jubilee Wellness Centre is an exclusive future residents club designed for relaxation & rejuvenation.

3

**Jubilee Business Park**  
The future Jubilee Business Park will be a new employment hub in Melbourne's West. With 32.5ha of office and commercial space, it will create new job opportunities close to home.

4

**Neighbourhood Centre**  
Opening in 2021, the multimillion-dollar marketplace complex will offer a boutique supermarket, cafes, specialty shops, alfresco dining and more.

5

**Child Care**  
For your little ones, a Nido Early School will offer convenience and nurturing care at The Mill Quarter, while a second child care centre is planned for Jubilee Central.

6

**P-12 Catholic School**  
The future P-12 Catholic School at Scholars Green will deliver quality education and teach positive values, offering your children a distinct advantage in life.

7

**P-6 Government School**  
Located on a 3.5ha site, a planned P-6 Government School is planned for Jubilee, offering young families another schooling option.

8

**Passeggiata**  
Inspired by a European tradition, this leafy boulevard connects the Urban Plaza to the Waterfront Promenade, creating opportunities for neighbours to mingle as they enjoy leisurely walks.

9

**Parks and Wetlands**  
With 77ha of open green spaces planned for Jubilee, every home is no more than 400m from the nearest park. Residents will enjoy abundant parklands and wetlands, connected by cycling and walking trails.

10

**Waterfront Promenade**  
A vibrant activated waterfront welcoming you to Jubilee.

11

**Werribee River**  
Residents can enjoy access to 1.5km of glorious riverfront. Meandering along Jubilee's northern boundary, its natural beauty offers an escape from the daily grind.

12

**Jubilee Central**  
Located on a impressive main street, the 6.6ha town centre is Jubilee's social and civic heart, with 8,000m<sup>2</sup> of shopping, entertainment, offices, restaurants, and open green spaces.

13

**Urban Plaza**  
Bringing an inner city lifestyle and culture to Urban Square, you can enjoy some entertainment or a bite to eat in this activated space.

14

**Sports Grounds**  
For your active pursuits, look forward to 23ha of sports fields and facilities, including massive sports ovals for footy and cricket.

15

**Wyndham Vale Train Station**  
Only 35 minutes to Southern Cross Station, the gleaming new Wyndham Vale Train station is across the road.

16

**Bus Route**  
PTV Bus Route 191 connects Jubilee residents to Wyndham Vale and Werribee Train Stations.

17

**Future Tarneit West Train Station**  
The future Tarneit West Train Station will offer Jubilee residents more options for public transport.



“Every day at Jubilee is a celebration of life, a place to feel at home right from the start.”

Artists Impression





A vibrant community from the word go, Jubilee's first neighbourhood is now well-established with residents enjoying beautiful playgrounds, wetland and parks. The residents only Club Jubilee One: Jubilee Aquatic Centre is opening in the summer of 2019/2020, while the Neighbourhood Centre coming soon in 2021, offers a marketplace with convenient shopping, cafes and alfresco dining.



## SCHOLARS GREEN

An educated lifestyle choice, Scholars Green is perfect for family living, with generous lots, a future P-12 Catholic school, sprawling sports fields, and parkland. It is everything your family is looking for.





A place to live, play, work and relax,  
Urban Square is urban living reimagined.  
Look forward to vibrant cafes, bars,  
restaurants and convenient services.  
Take a leisurely stroll down the tree lined  
Passegiata to the Waterfront Promenade.

## RIDGETOP VIEWS

Taking advantage of its elevated position,  
beautiful homes, parks and leafy streets offer  
amazing outlooks to the city skyline and the  
You Yangs. Ridgetop Views will be home to  
Club Jubilee Two: Jubilee Wellness Centre,  
the second of our residents only clubs.



Visit our Sales & Information Centre and discover the unexpected joys at Jubilee.



**SALES AND INFORMATION CENTRE**

**URBAN SQUARE SALES GALLERY**

**Jubilee**





# The future you've been waiting for. A vision beyond your expectations.



Jubilee will be a place of unexpected pleasures from the start, with a wealth of community facilities and amenities in place from the town's earliest days. But there's even more unexpected surprises for you, your family or your business to look forward to as the town blossoms and grows.

## CLUB JUBILEE ONE: AUSTRALIA'S FIRST PRIVATE INDOOR WATERPARK

A water wonderland for kids and adults, and the first of many exciting and different Jubilee exclusive, residents-only recreation centres.

1

## EMPLOYMENT PRECINCT

32.5 hectares of office, commercial and warehouse spaces offering opportunities for businesses to thrive and locals to work in their own hometown.

2

## NEIGHBOURHOOD CENTRE

Multi-million dollar market place-style complex with:

- Café & alfresco dining
- Land Sales Office
- Local convenience centre with supermarket, specialty shops and more

3

## CHILD CARE

For parents with pre-school toddlers, Jubilee will offer the convenience of an independent child care centre near the Neighbourhood Centre.

4

## SCHOOLS

Already in planning approved for Jubilee:

- Independent 9 hectare non-government P-12 school site
- 3.5 hectare Government P-6 primary school site

5

## WYNDHAM VALE TRAIN STATION

You're only 35 minutes to Melbourne CBD from the gleaming new Wyndham Vale Regional Rail Link station, conveniently located just across the road from Jubilee.

6

## ENTRANCE GATEWAY

The town's grand gateway entry and broad, tree-lined signature avenue, connecting all of Jubilee to the wetlands and the river.

7

## COMMUNITY PARK AND WETLANDS

Wetlands and trails are the first of 77 hectares of green open space planned for Jubilee.

8

## WERRIBEE RIVER

1½ kilometres of glorious, meandering riverfront that Jubilee can proudly call its own.

9

## THE MILL QUARTER VILLAGE

Jubilee's first, welcoming neighbourhood, The Mill Quarter Village will boast its own unique character, parks, playgrounds and local gathering places.

10

## TOWN SQUARE - 'JUBILEE CENTRAL'

The 6.6 hectare social and civic heart of Jubilee:

- Broad, striking main street
- 8,000m² of retail - department stores, supermarket, convenience stores and specialty shops
- Offices, restaurants, cafes
- Town Square, entertainment and restaurant precincts, offices, parks and public places.
- Wrapped by precinct of edgier, higher-density housing and SOHO

11

## HIGHER DENSITY LIVING

12





# Luxury lifestyle inclusions

The inclusions in a qualityHome more than just stack up against our competitors.

## Site conditions / foundations

- ✓ Foundation class up to ‘class H’ concrete slab with a maximum of 500mm fall over building envelope
- ✓ Allotment up to 500m2 with a maximum setback of 5m to the house
- ✓ Supply and hire of temporary fencing to site to council requirements
- ✓ Supply and hire of environmental silt fence to front of property as required by council
- ✓ Allowance of rock excavation and removal (if percussive equipment is required extra charge may apply)

## Recycled water connection

- ✓ Recycled Water Provide recycled water connection if required (additional charges will apply)

## Services

- ✓ Single phase underground power
- ✓ Water connection (dry tap connection on same side of street)
- ✓ Gas connection (up to 20m)
- ✓ Sewer and stormwater connection
- ✓ Part A & B Termite protection

## Taps

- ✓ Garden taps. One inside the front boundary and one attached to the house

## Energy Rating

- ✓ 7-star energy rating compliance to standard plans
- ✓ Insulation batts to external walls and to ceilings to meet 7-star energy requirements
- ✓ Rinnai or other gas instantaneous hot water system or electric heat pump (energy rating specific)

## Framing

- ✓ Pine framing to walls and roof as per engineer’s requirements

## Plumbing

- ✓ Concealed plumbing

## Electrical

- ✓ Internal LED fittings (white) throughout as per standard electrical layout
- ✓ External LED downlight to front entry
- ✓ Double power points throughout
- ✓ White wall mounted switch plates
- ✓ Smoke detector(s) hardwired with battery backup
- ✓ RCD safety switch and circuit breakers to meter box
- ✓ Electric car outlet conduit allowance made for future charging point in garage
- ✓ TV points to living & master

## Roof

- ✓ Roof Pitch to be 22.5 degrees or as determined on plans
- ✓ Material Tiled roofing from builder’s colour boards
- ✓ Fascia & Guttering Colourbond fascia, guttering and downpipes

## Brick & Render

- ✓ Clay brick from standard Category 1 range with mortar rolled joints
- ✓ FC Sheet infill over windows to side and rear elevations for single storey only (floor plan specific)
- ✓ Rendered 75mm thick Hebel wall systems to sides & back
- ✓ Render to front façade features in up to 2 colours (refer to specific façade working drawing)

## External features

- ✓ Acrylic render/feature to selected areas as per plan (Product Specific)
- ✓ Feature aluminium windows to front elevation (facade pecific)
- ✓ Solid core feature front door with glass highlight
- ✓ Front door furniture entrance set in chrome with Lockwood deadbolt or other
- ✓ Garage hinged door entrance set in chrome with Lockwood deadbolt or other
- ✓ Door seal and weather seal to all external hinged doors
- ✓ Camera to entrance door

## Windows

- ✓ Powder coated aluminium frames (see detailed drawings)
- ✓ Flyscreens to all openable windows
- ✓ Fully glazed aluminium sliding door to laundry (house specific)
- ✓ Double glazed windows



Up to **\$34K\*** of added value  
at no extra cost!

#### Cabinetry

- ✓ Laminate finish to cabinets and cabinet doors
- ✓ Laminate finish to pantry
- ✓ End panel to fridge space with overhead cabinets
- ✓ Handles selected from builder's range

#### Kitchen

- ✓ Artusi or other 600mm stainless steel cook top including wok hob (where gas available)
- ✓ Artusi or other 600mm stainless steel rangehood
- ✓ 20mm reconstituted stone to kitchen benchtops; 20mm edge to kitchen benchtops
- ✓ Laminate finish to cabinets and cabinet doors
- ✓ Melamine shelving to cabinets
- ✓ Artusi or other stainless-steel dishwasher
- ✓ Overhead cupboards
- ✓ Double bowl sink
- ✓ Gooseneck Sink mixer to kitchen sink
- ✓ Mirrored splashback to kitchen wall

#### Ensuite / Bathroom / Powder

- ✓ 20mm low silica stone to master ensuites & bathroom
- ✓ Pivot semi-framed shower screen to bathroom and ensuites. Design specific
- ✓ Shower mixer tap in chrome
- ✓ Laminate finish to cabinet and cabinet doors
- ✓ Mirrors to full width of vanity
- ✓ Tiled shower bases throughout
- ✓ Phoenix or other basin mixers in chrome finish to ensuite, bathroom and powder room
- ✓ Vitreous china vanity basin (white) with chrome popup basin waste
- ✓ Phoenix handheld shower or other, rail and slider in chrome finish to ensuite and bathroom
- ✓ Acrylic bath (white) with tiled podium with chrome wall mixer & spout
- ✓ Vitreous china, close coupled toilet suite in white
- ✓ Towel rails and toilet roll holders in chrome finish

#### Laundry

- ✓ Stainless steel trough preformed cabinet with bypass (floor plan specific)
- ✓ Laminate bench with single bowl trough (floor plan specific)
- ✓ Phoenix or other chrome mixer tap
- ✓ Chrome water stops for washing machine

#### Tiles

- ✓ Tiles to ensuite, bathroom, WC and laundry (refer to detailed drawings for extent of tiled areas)

#### Full Flooring

- ✓ Timber look flooring
- ✓ Carpet to bedrooms
- ✓ Tiled skirting to wet areas



Add up all the extra value included in every home. Believe it or not, some builders do not include any of these!

Ceiling/Walls

- ✓ 2590mm high ceiling to single storey homes
- ✓ 90mm x 18mm square edge MDF skirting
- ✓ 67mm x 18mm square edge MDF architraves
- ✓ 10mm plasterboard to ceiling and wall, WR board to wet walls, ensuite, bathroom & laundry, 75mm cove cornice throughout

Paint

- ✓ 2 Coat Dulux or similar to internal woodwork and doors
- ✓ Semi Gloss to internal doors, jambs & mouldings
- ✓ Low sheen acrylic to internal walls
- ✓ Gloss enamel to front entry door

Doors

- ✓ Internal access door from the garage
- ✓ Internal doors - 2040mm high flush panel doors
- ✓ Door furniture includes chrome levers, hinges, latches and striker plates

Storage

- ✓ Walk in robe - white melamine shelf with hanging rail
- ✓ Robes - One white melamine shelf with hanging rail. Sliding doors - builder's selection
- ✓ Pantry/Linen - melamine shelves
- ✓ Dummy Lever door furniture in stainless steel (passageway door only)

Heating & Cooling

- ✓ Smart Rinnai or other split system heating & cooling to living and master bedroom

Garage

- ✓ Panel lift garage door
- ✓ Remote control to garage door including 2 transmitters
- ✓ External weatherproof flush panel door (house specific)
- ✓ General Single/Double garage with tiled hip roof including single/double roller door to front
- ✓ Fibre cement painted infill over garage door
- ✓ Plaster ceiling and concrete floor

Fencing

- ✓ Rear and side boundary fences as per Landscape Plan

Driveway

- ✓ Coloured concrete driveway as per Landscape Plan

Landscaping


- ✓ Lawn and perimeter gardens as per Landscape Plan
- ✓ Milkcan letterbox (anti-theft parcel letterbox)



# 01 Colour Scheme

## Moment

- 1 Carpet 'Jaguar'
- 2 Timber Laminate Flooring 'Forest Oak Natural'
- 3 Cabinetry 'White'
- 4 Cabinetry 'Walnut'
- 5 Bathroom Tile 'White'
- 6 Stone Bench Top 'Arcadia'
- 7 Paint 'Natural White'
- 8 Splashback 'Smoked Mirror'



A defining moment.

Take a moment to appreciate an interior scheme that is contemporary and unique. Using the perfect mix of white and timber to create a warm, bold and simplistic design. Moment is something to be desired in this moment and beyond.

All images and drawings are for illustrative purposes.






# 02 Colour Scheme

## Present

- 1 Carpet 'Jaguar'
- 2 Timber Laminate Flooring 'Forest Oak Natural'
- 3 Cabinetry 'Walnut'
- 4 Cabinetry 'Black'
- 5 Bathroom Tile 'White'
- 6 Stone Bench Top 'Marengo'
- 7 Paint 'Natural White'
- 8 Splashback 'Smoked Mirror'



Courageous and creative to the last detail.

Present. Something that is sometimes hard to be, but when you have a design that is captivating, all you can do is be present. Confidently designed in black with minimalistic detailing. This interior scheme is unavoidably encapsulating.

All images and drawings are for illustrative purposes.





# 03 Colour Scheme

## Today

- 1 Carpet 'Stonehenge'
- 2 Timber Laminate Flooring 'Forest Oak Grey'
- 3 Cabinetry 'Stone Grey'
- 4 Bathroom Tile 'Greige'
- 5 Stone Bench Top 'Marengo'
- 6 Paint 'Natural White'
- 7 Splashback 'Smoked Mirror'



Modern and sophisticated throughout.

Today takes the best elements of sophisticated modern city living to produce a design that is easy on the eyes and always charming. Its contrasting colour palette makes every room feel more spacious and open. Just like Yesterday, it's a modern timeless design that will grow and adapt with you well into the future.

All images and drawings are for illustrative purposes.






# 04 Colour Scheme

## Tomorrow

- 1 Carpet 'Jaguar'
- 2 Timber Laminate Flooring 'Forest Oak Natural '
- 3 Cabinetry 'Natural Oak'
- 4 Bathroom Tile 'Ash'
- 5 Stone Bench Top 'Arcadia'
- 6 Paint 'Natural White'
- 7 Splashback 'Smoked Mirror'



Bolder and bigger in every way.

Tomorrow, our signature scheme, is bold and edgy. Tomorrow's complementary tones tie together beautifully creating a truly modern and futuristic feel. Inspired by minimalism, it feels like a modern luxury city apartment. A mix of lighter and darker tones will have you loving everything about this scheme today and for every tomorrow to come.

All images and drawings are for illustrative purposes.






# 05 Colour Scheme

## Yesterday

- 1 Carpet 'Sandcastle'
- 2 Timber Laminate Flooring 'Forest Oak Light'
- 3 Cabinetry 'Classic White'
- 4 Bathroom Tile 'White'
- 5 Stone Bench Top 'Arcadia'
- 6 Paint 'Natural White'
- 7 Splashback 'Smoked Mirror'



Timeless and elegant with a little hint of flare.

Yesterday is the most inviting design in our collection. The lighter colours draw on nature with elements found in the local countryside. This scheme is as timeless as nature so your home will resonate with you now and for many years to come.

All images and drawings are for illustrative purposes.





# Signature Series

---



Facade 1 Brae



Facade 2 Vaucluse



Facade 3 Mainridge



Facade 4 Mosman



Facade 5 Hamilton



Facade 6 Toorak



Facade 7 Centennial



Facade 8 Armadale



Facade 9 Balwyn



# Limited Release Series

---



Portsea

---



Canterbury

---



Brighton

---



Bellevue

---







Floreat

---



Tenerife

---



Cottessloe

---



Piper

---



Claremont

---





